

# WIRING DIAGRAMS - FX

## Article Text

1988 Toyota Corolla (FWD)  
For Rse 555 Main Street Clarksville Va 22901  
Copyright © 1997 Mitchell International  
Thursday, February 28, 2002 11:48AM

### ARTICLE BEGINNING

1988 WIRING DIAGRAMS  
Toyota

Corolla FX & FX-16

### COMPONENT LOCATION MENU

#### COMPONENT LOCATIONS TABLE

AA

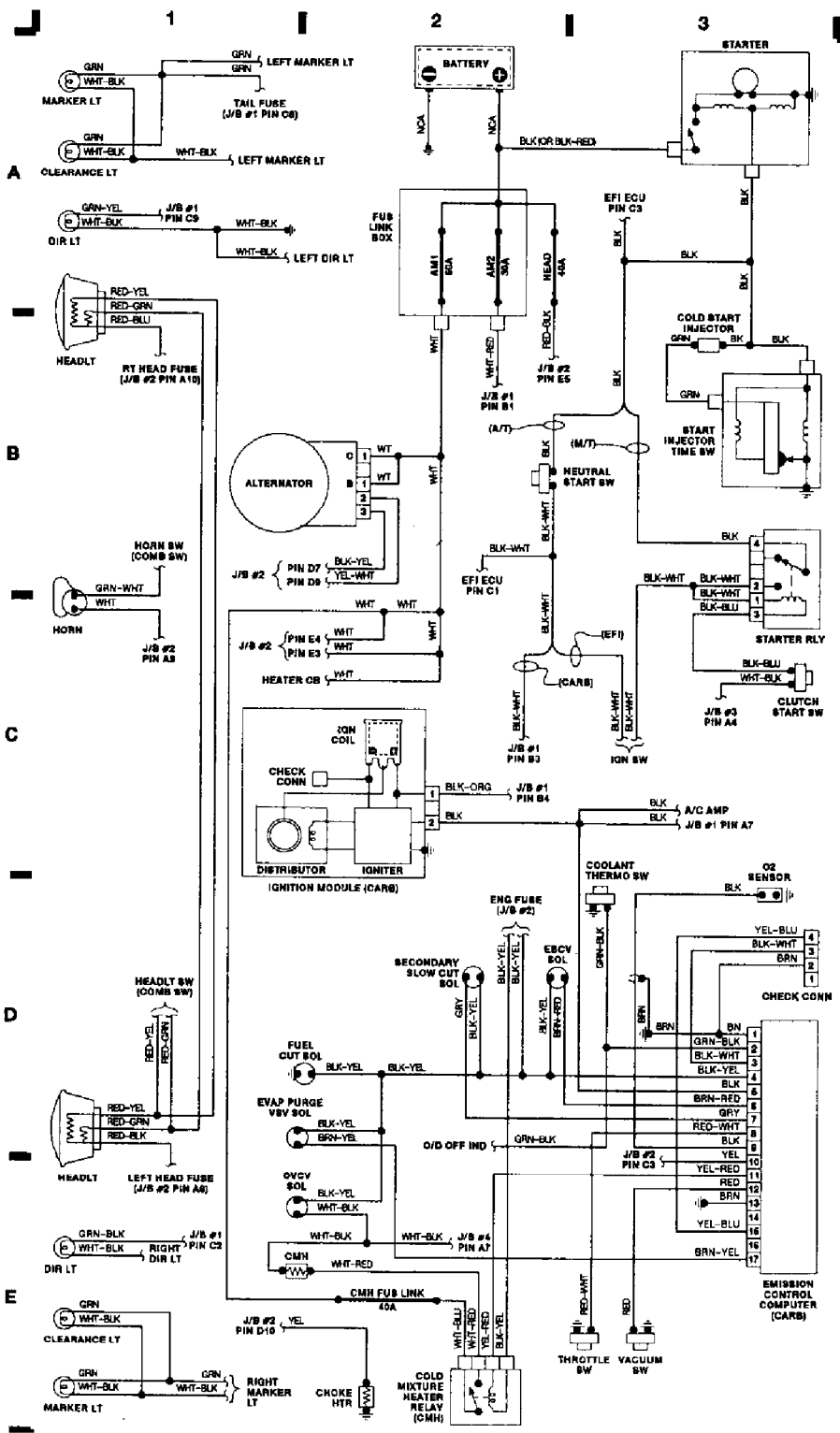
Component	Figure No. (Location)
A/C System .....	6 (D-E 20-23)
Alternator .....	1 (B 2)
Back-Up Lt Sw (M/T) .....	4 (E 15)
Battery .....	1 (A 2)
Blower Resistor .....	5 (E 16)
Brake Fluid Level Sw .....	4 (B 12)
Choke Htr (Carb) .....	1 (E 2)
Cig Ltr .....	7 (A 25)
Circuit Opening Rly (EFI) .....	2 (A 6)
Clock .....	7 (A 25)
Clutch Start Sw .....	1 (C 3)
Cold Mixture Htr Rly Carb .....	1 (E 2)
Combination Sw .....	7 (B-E 24)
Condenser Fan Mtr .....	3 (A 11)
Cruise Ctrl System .....	3 (D-E 8-11)
Defog Grid .....	8 (D 28)
Defog Sw .....	7 (A 24)
Dir Flasher .....	7 (C 25)
Door Sws .....	7 (B 27)
ECT Computer .....	6 (B 20)
ECT Indicator .....	6 (C 20)
EFI ECU .....	2 (B-D 4)
Elect Idle Up Cut Rly (EFI) .....	6 (D 22)
Elect Idle Up VSV SOL (Carb) .....	4 (E 12)
Elect Idle Up VSV SOL (EFI) .....	2 (D 5)
Emission Ctrl Computer (Carb) .....	1 (D 3)
Front Wiper Mtr .....	7 (E 25)
Fuel Injectors .....	2 (E 4)
Fuel Sender .....	6 (A 22)
Fus Link Box .....	1 (A 2)
Heater Blower Sw .....	5 (D 16)
Horn .....	1 (C 1)
Idle Up Diodes .....	4 (E 13-14)
Ignitor (Carb) .....	1 (C 2)

Igniter (EFI)	2 (E 6)
Ignition Sw	5 (C 16)
Inst Cluster	6 (A-B 23)
Interior Lt	7 (A 27)
J/B #1	5 (A-C 17-18)
J/B #2	3 (A-C 9-10)
J/B #3	4 (A-D 13-14)
J/B #4	5 (E 19)
Luggage Lt	7 (B 27)
Map Lt	7 (A 27)
Neutral Start Sw	1, 6 (B 2, E 20)
O/D Main Sw	6 (C 21, C 23)
O/D Off Ind (Carb)	6 (C 23)
O/D SOL (Carb)	4 (C 15)
Oil Pres Sw	6 (A 22)
Park Brake Sw	4 (A 12)
Pattern Select Sw	6 (A 20)
Power CB	5 (C 16)
Power Door Lock Sys	8 (A-C 28)
Power Mirrors	7 (C-E 27)
Power Windows Sys	8 (A-C 28-31)
Radiator Fan MTR	3 (D 10)
Radio (Partial)	7 (B 25)
Rear Wiper/Washer Sw	7 (E 26)
Rheostat	7 (C 26)
Seat Belt Sw	3 (A 8)
Seat Belt Warn Rly	3 (A 8)
Starter	1 (A 3)
Stop Lt Sw	5 (E 15)
Sunroof Sw	8 (E 28)
T/M Speed Sender	6 (C 21)
Throttle Position Sens (EFI)	2 (B 7)
Unlock Warn Sw	3 (A 9)
Washer Mtr	7 (D 26)
AA	

**WIRING DIAGRAMS**

**COMPONENT LOCATOR:**

A/C SYSTEM	D-E 20-23
ALTERNATOR	B 2
BACK-UP LT SW (M/T)	E 15
BATTERY	A 2
BLOWER RESISTOR	E 18
BRAKE FLUID LEVEL SW	B 12
CHOKE MTR (CARB)	E 2
CIG LTR	A 25
CIRCUIT OPENING RLY (EFI)	A 6
CLOCK	A 29
CLUTCH START SW	C 3
COLD MIXTURE MTR RLY CARB	E 2
COMBINATION SW	B-E 24
CONDENSER FAN MTR	A 11
CRUISE CTRL SYSTEM	D-E 8-11
DEFOG GRID	D 28
DEFOG SW	A 24
DIR FLASHER	C 25
DOOR SW'S	B 27
ECT COMPUTER	B 20
ECT INDICATOR	C 20
EFI ECU	B-D 4
ELECT IDLE UP CUT RLY (EFI)	D 22
ELECT IDLE UP VSV SOL (CARB)	E 12
ELECT IDLE UP VSV SOL (EFI)	U 5
EMISSION CTRL COMPUTER (CARB)	D 3
FRONT WIPER MTR	E 25
FUEL INJECTORS	E 4
FUEL SENDER	A 22
FUS LINK BOX	D 18
HEATER BLOWER SW	A 2
HORN	C 1
IDLE UP DIODES	E 13-14
IGNITOR (CARB)	C 2
IGNITER (EFI)	E 8
IGNITION SW	C 18
INST CLUSTER	A-B 23
INTERIOR LT	A 27
J/B #1	A-C 17-18
J/B #2	A-C 9-11
J/B #3	A-D 13-14
J/B #4	A-D 13-14
LUGGAGE LT	B 27
MAP LT	A 27
NEUTRAL START SW	B 2 A 20
O/D MAIN SW	C 21 C 23
O/D OFF IND (CARB)	C 23
O/D SOL (CARB)	C 15
OIL PRES SW	A 22
PARK BRAKE SW	A 12
PATTERN SELECT SW	A 20
POWER CB	C 18
POWER DOOR LOCK SYS	A-C 28
POWER MIRRORS	C-E 27
PATTERN SELECT SW	A 20
RADIATOR FAN MTR	D 10
RADIO (PARTIAL)	B 25
REAR WIPER/WASHER SW	E 26
RHEOSTAT	C 26
SEAT BELT SW	A 8
SEAT BELT WARN RLY	A 9
STARTER	A 3
STOP LT SW	E 15
SUNROOF SW	E 28
T/M SPEED SENDER	C 21
THROTTLE POSITION SENS (EFI)	B 7
UNLOCK WARN SW	A 9
WASHER MTR	C 26



**WIRING DIAG**

ville Va 2

**Fig. 1: Engine Compartment & Headlights**

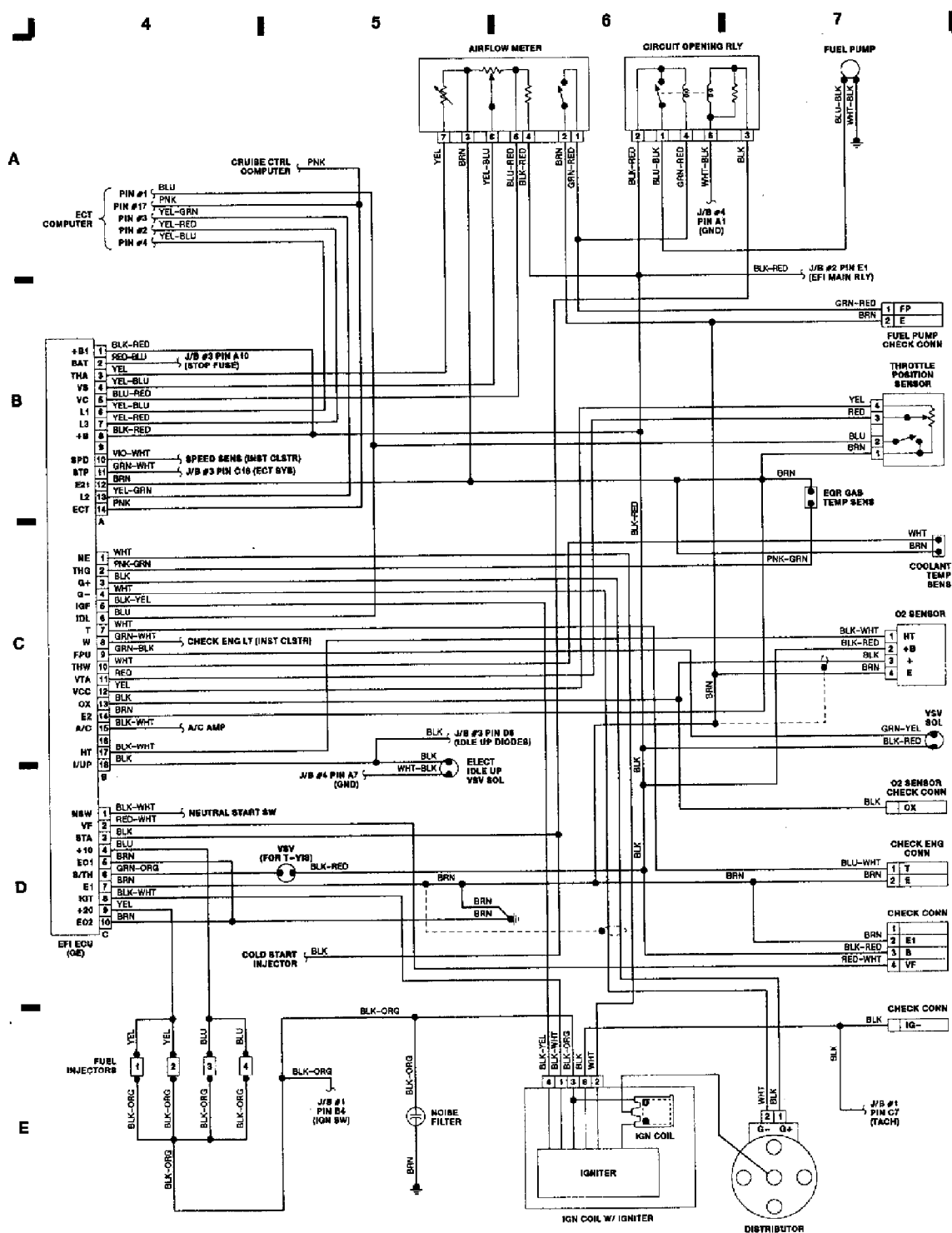


Fig. 2: Engine Compartment (Cont.), Ignition, Fuel  
 WIRING DIAGRAMS - FXArticle Text (p. 4)1988 Toyota Corolla (FWD)For Rse 555 Main Street Clarksville Va 2

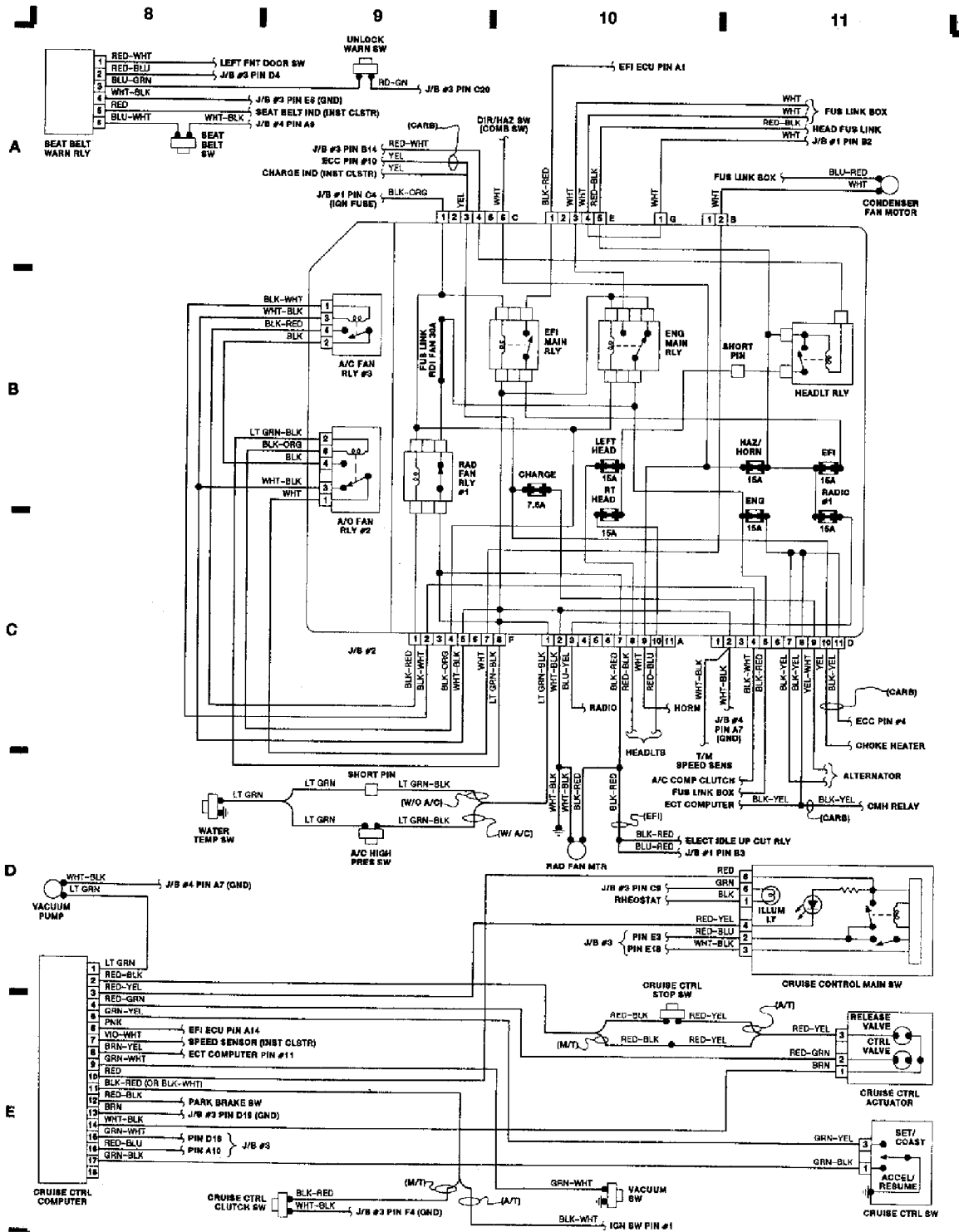


Fig. 3: Fuse Box, Accessories & Underdash, Junction Block #2, WIRING DIAGRAMS For Rse 555 Main Street Clarksville Va 2

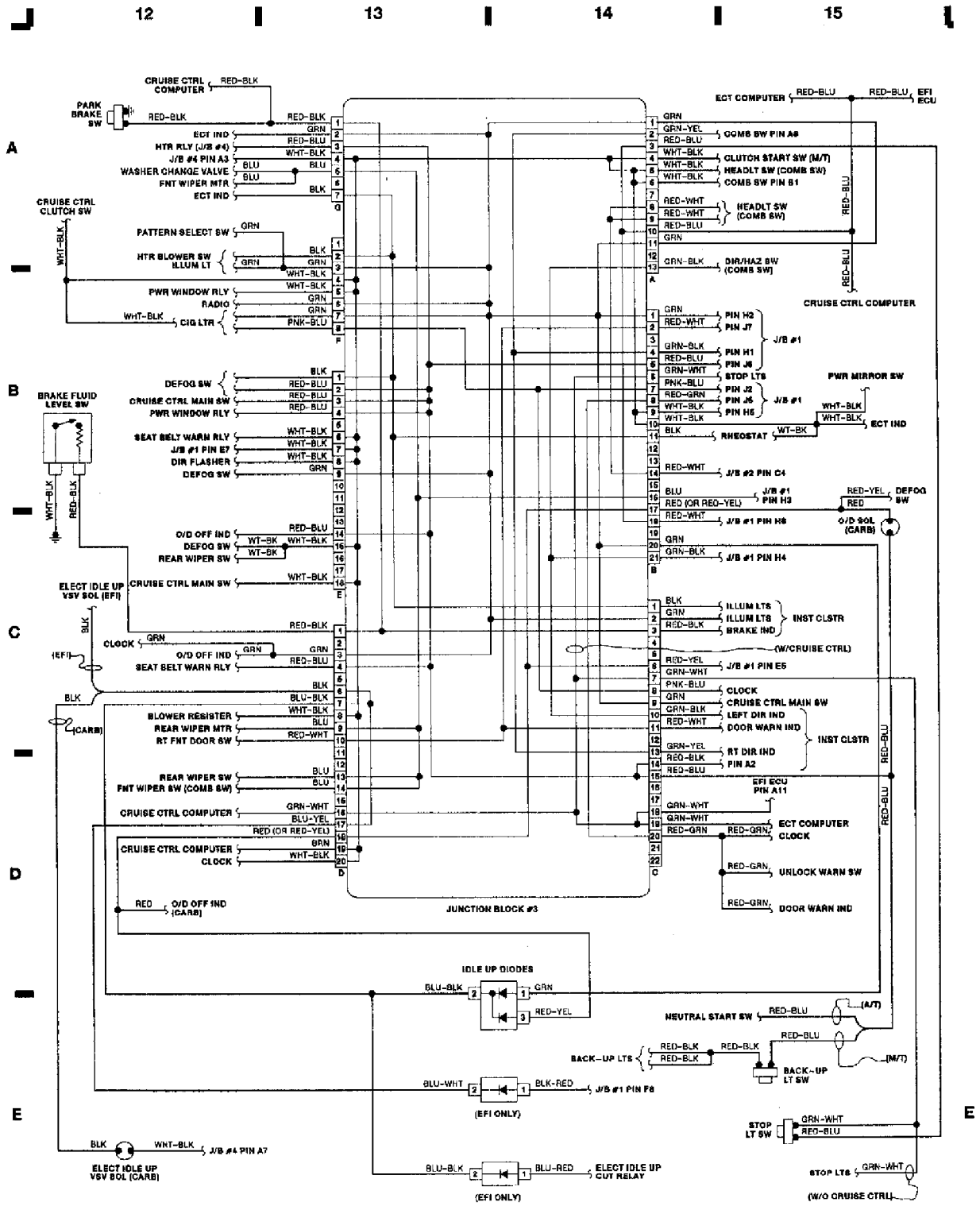


Fig. 4: Underdash (Cont.), Junction Block #3

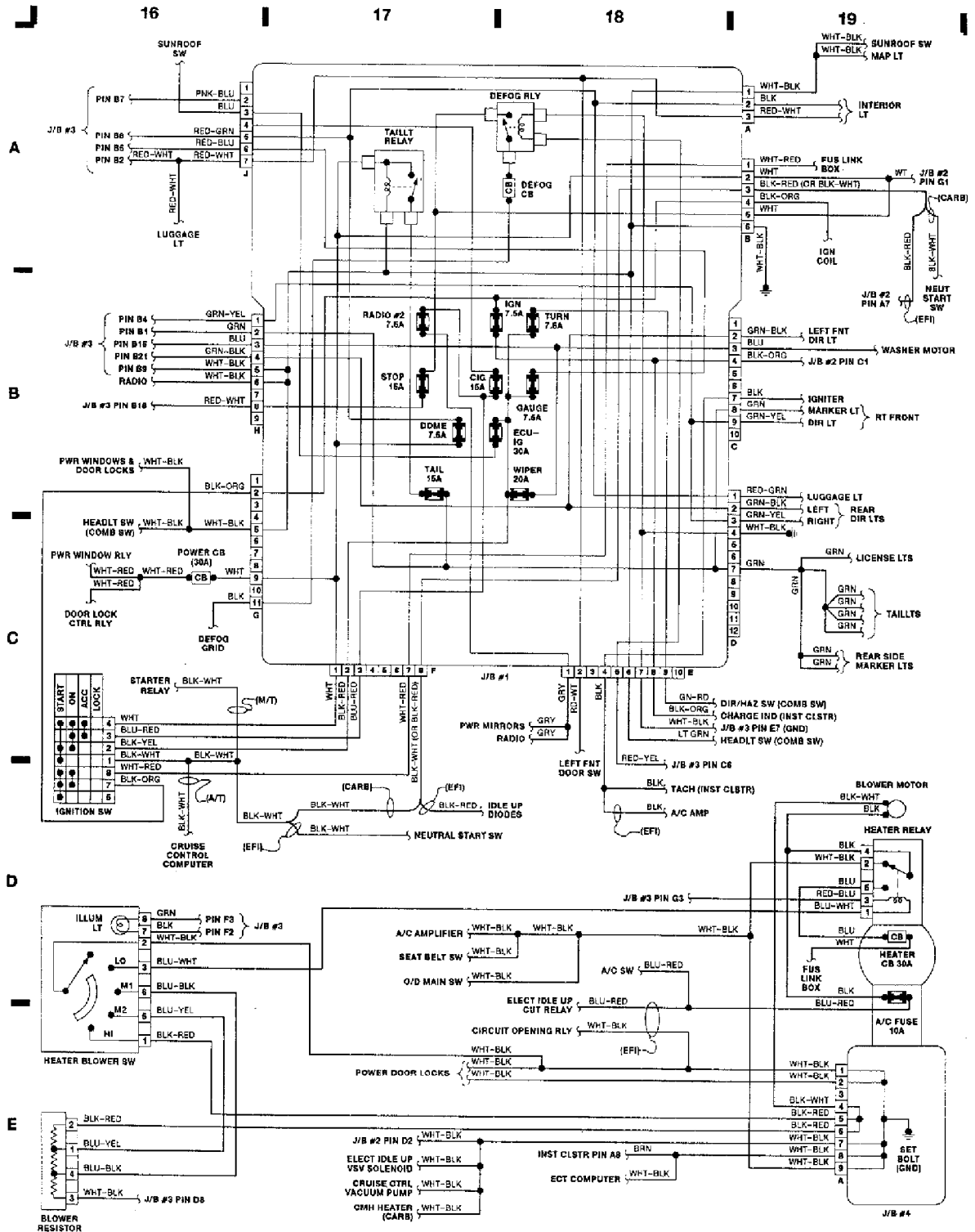


Fig. 5: Underdash (Cont.) & Instrument Panel, Junction Blocks #1 & 4, Ignition Switch, Heating WIRING DIAGRAMS - FXArticle Text (p. 7) 1988 Toyota Corolla (FWD) For Rse 555 Main Street Clarksville Va 2

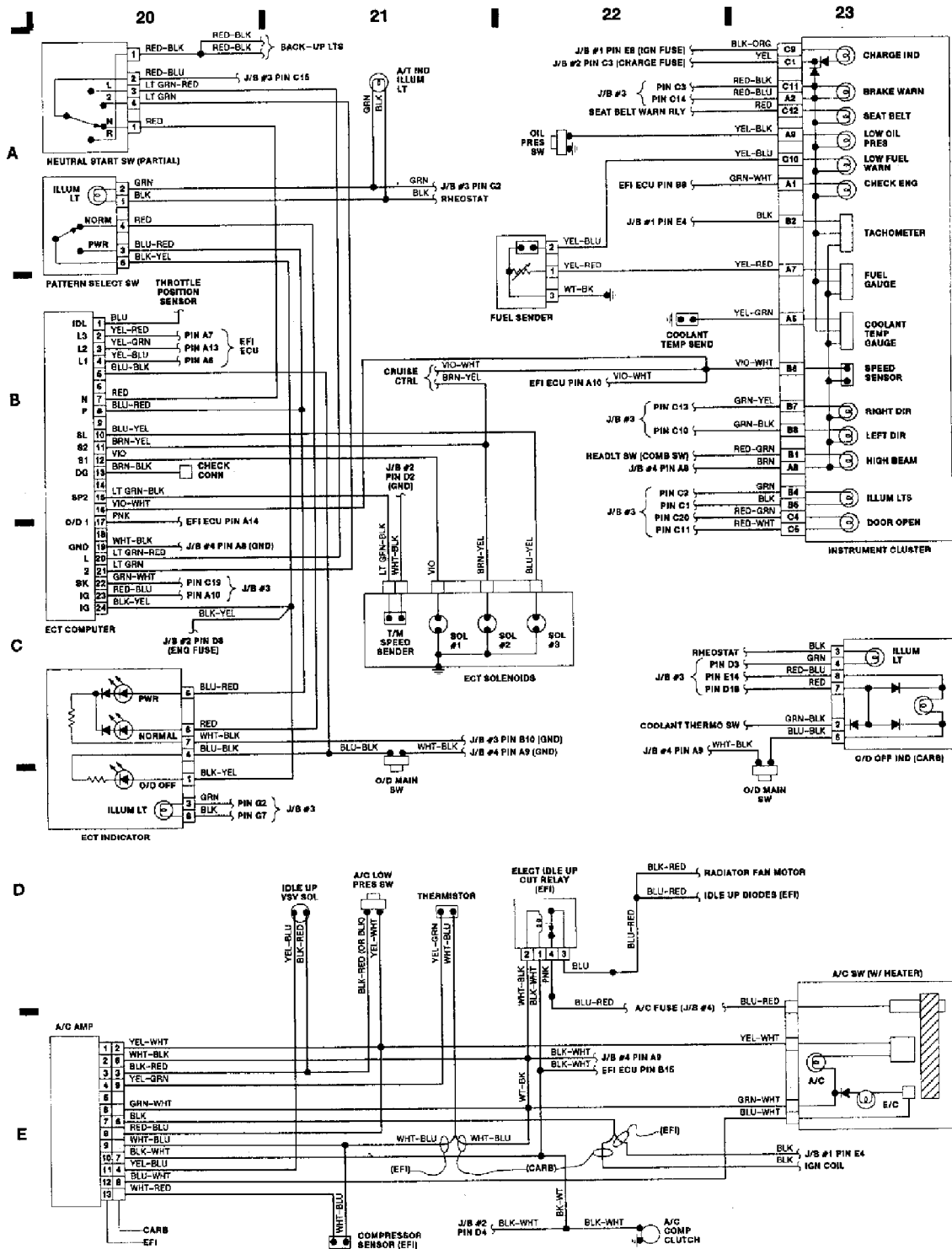


Fig. 6: Underdash & Instrument Panel (Cont.), Cluster, ECT  
 WIRING DIAGRAMS, EX Article Text (p. 8) 1988 Toyota Corolla (FWD) For Rse 555 Main Street Clarksville Va 2

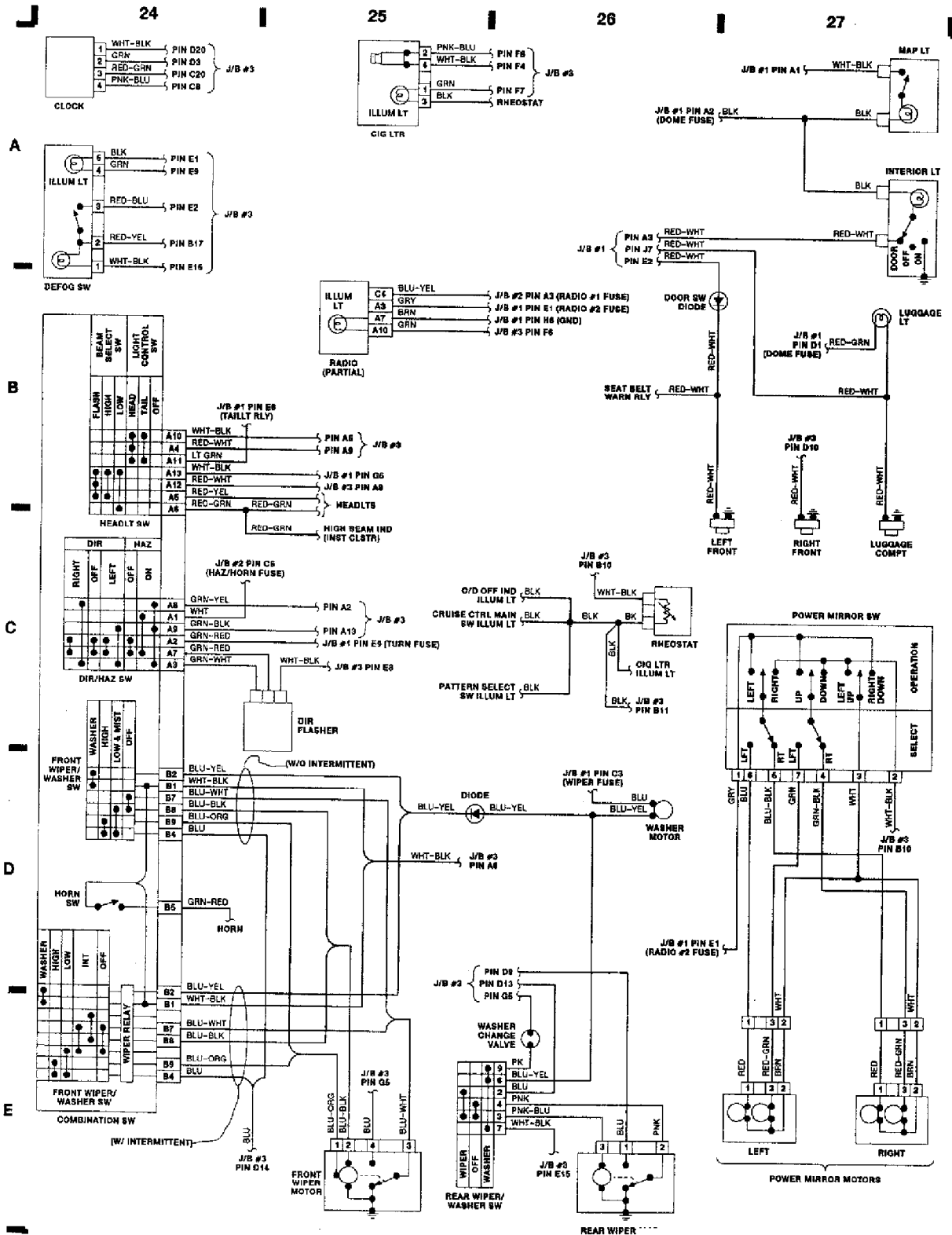


Fig. 7: Instrument Panel (Cont.) & Rear Compartment, Combination Switch, Power Mirrors, Front & Rear Wiper/Washer, Defogger Switch WIRING DIAGRAMS - FXArticle Text (p. 9) 1988 Toyota Corolla (FWD) For Rse 555 Main Street Clarksville Va 2

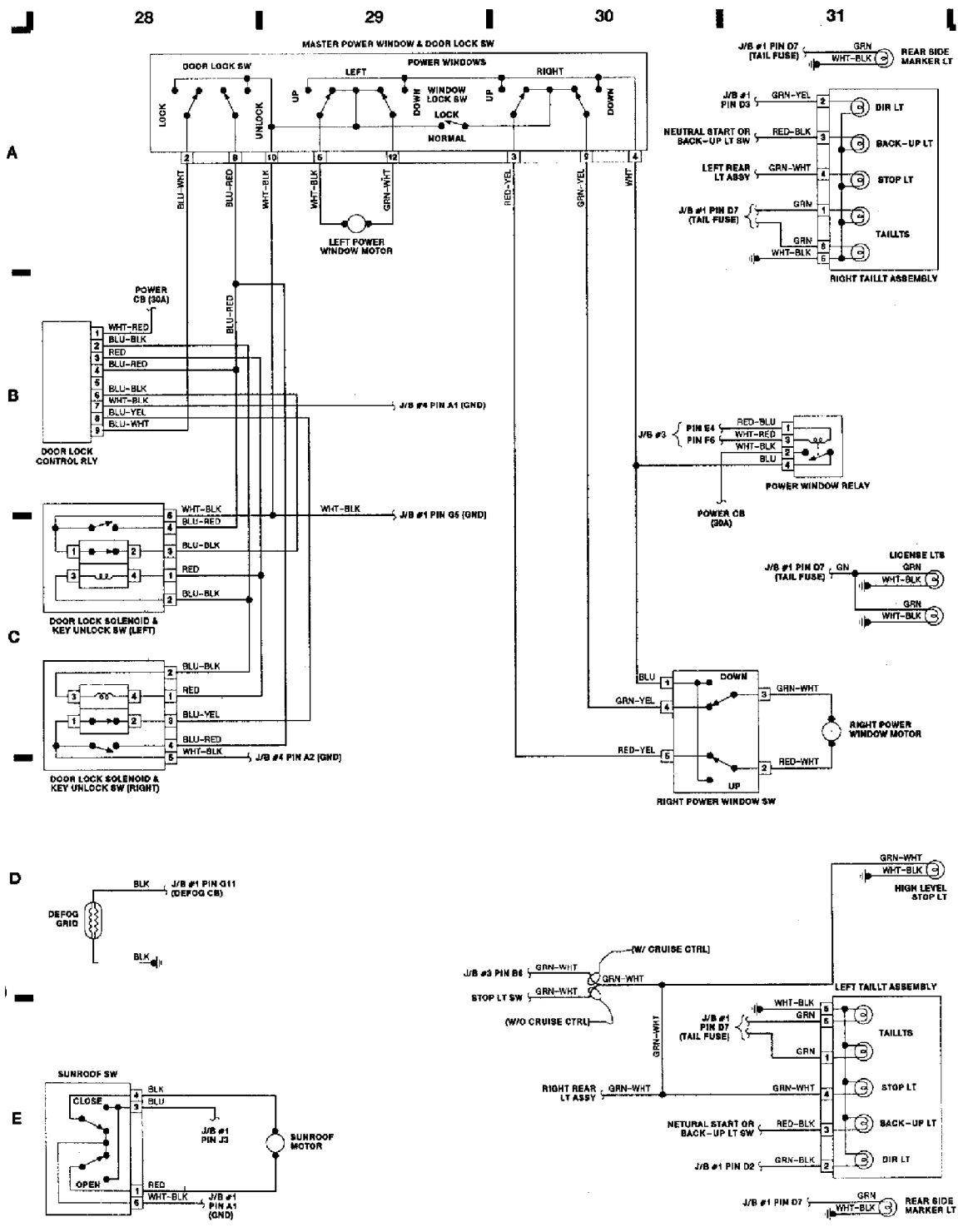


Fig. 8: Rear Compartment (Cont.) & Accessories, Master Power Windows & Door Locks, Rear Lights, Sunroof  
 WIRING DIAGRAMS - FXArticle Text (p. 10) 1988 Toyota Corolla (FWD) For Rse 555 Main Street Clarksville Va

**END OF ARTICLE**